

図面番号 (DRAWING NO.) SJ113425

版数 VER.	年月日 DATE	CN NO.	変更内容 DESCRIPTION	製図 DR.	担当 CHK.	査閲 APPD.	承認 APPD.
2	30/MAR/2016	016908	ADD NOTE5~8		K. KUME	-	M. SHIMADA

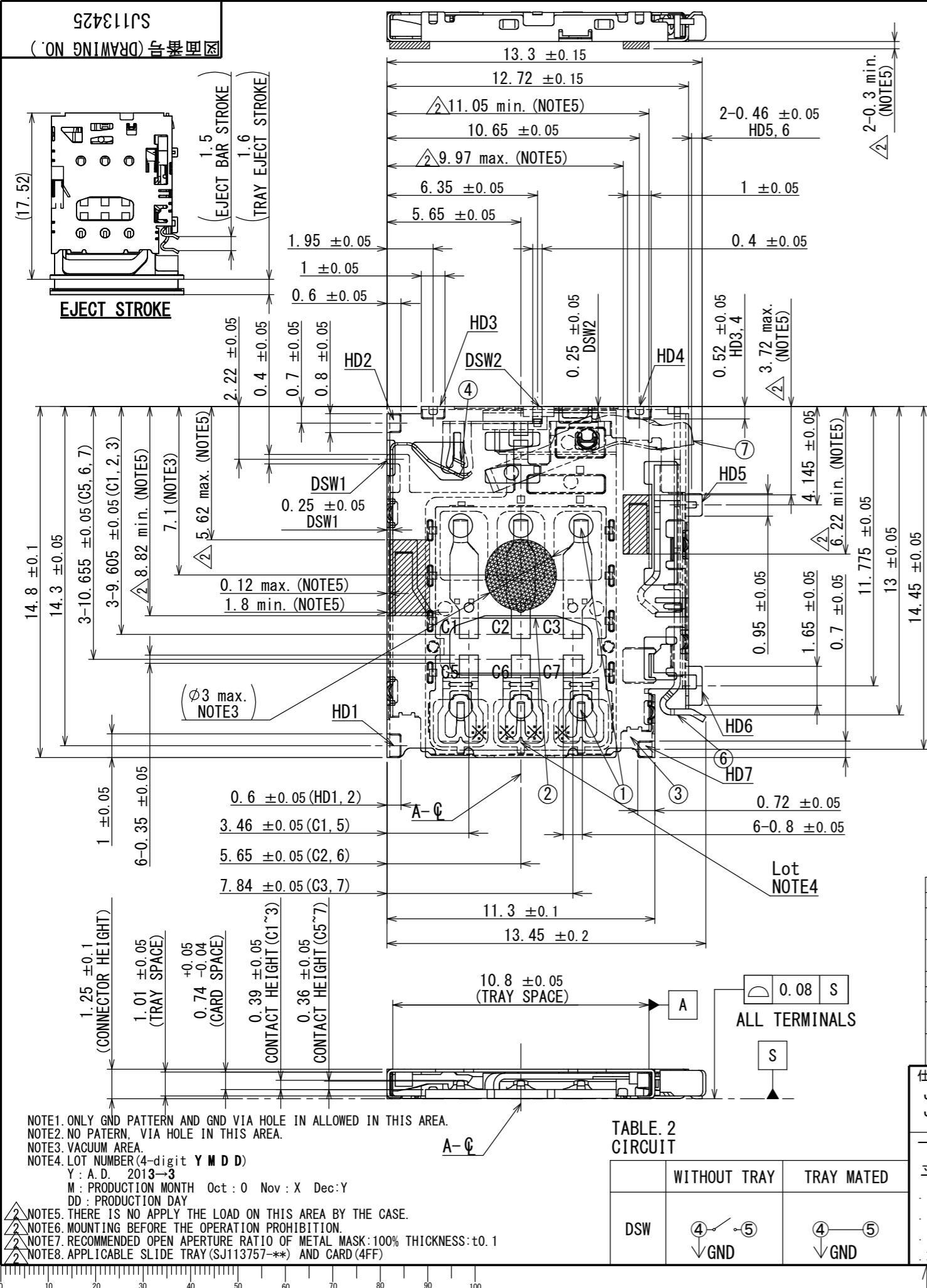
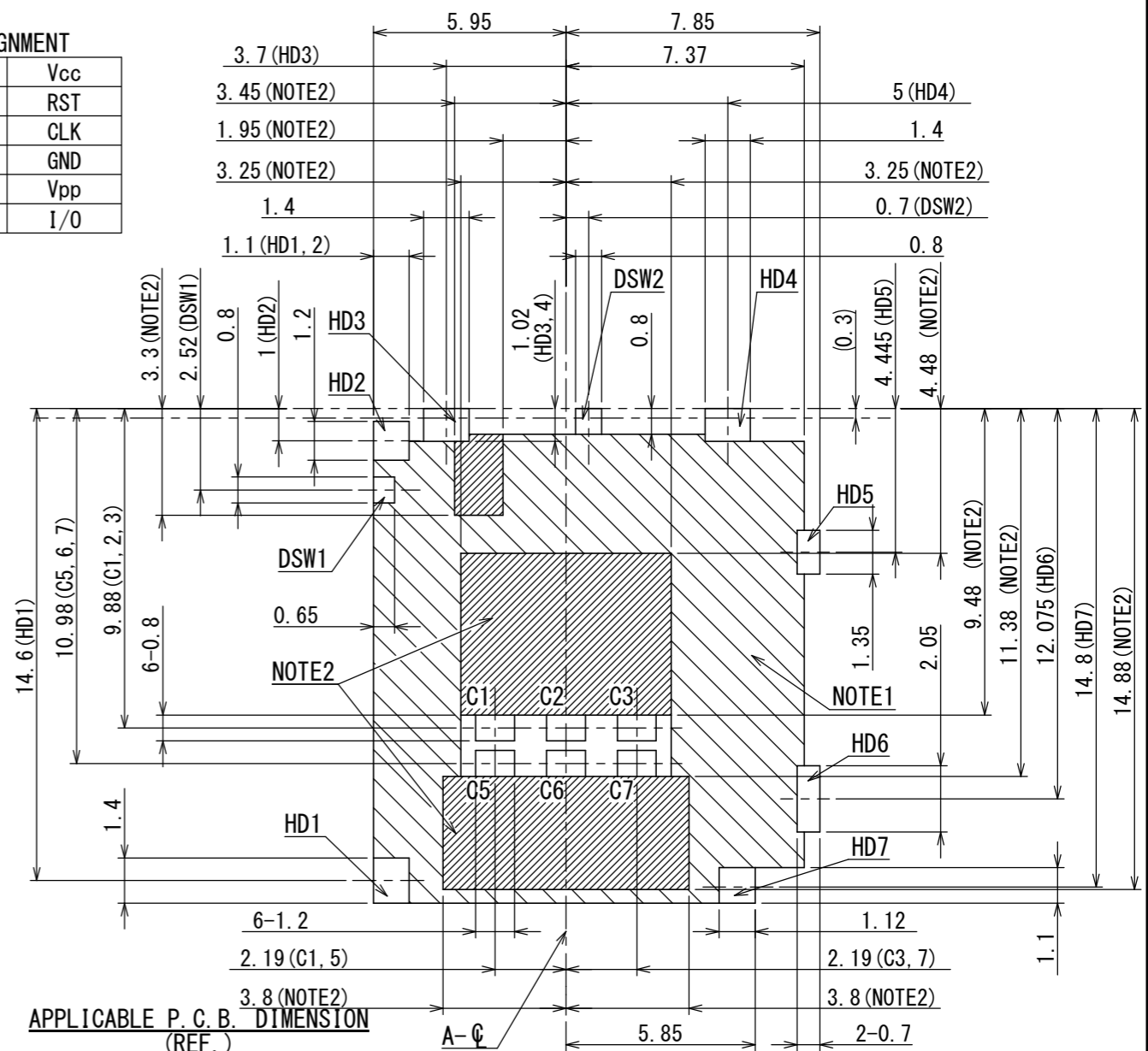


TABLE 1 PIN ASSIGNMENT

C1	Vcc
C2	RST
C3	CLK
C5	GND
C6	Vpp
C7	I/O

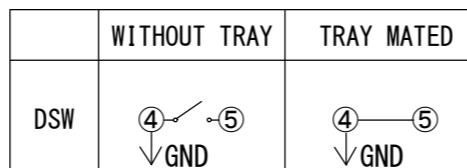


APPLICABLE P. C. B. DIMENSION (REF.)

符号 NO.	名称 DESCRIPTION	個数 QTY.	材料 MATERIAL	仕上 FINISH	図番 DWG NO.
7	EJECT LEVER	1	STAINLESS STEEL	-	
6	EJECT BAR	1	STAINLESS STEEL	-	
5	DETECTION SW2	1	COPPER ALLOY	CONTACT: Au OVER Ni TERMINAL: Au OVER Ni	
4	DETECTION SW1	1	COPPER ALLOY	CONTACT: Au OVER Ni TERMINAL: Au OVER Ni	
3	COVER FRAME	1	STAINLESS STEEL	TERMINAL: Au OVER Ni	
2	HOUSING	1	GLASS FILLED LCP		
1	CONTACT	1	COPPER ALLOY	CONTACT: Au OVER Ni TERMINAL: Au OVER Ni	

NOTE1. ONLY GND PATTERN AND GND VIA HOLE IN ALLOWED IN THIS AREA.
 NOTE2. NO PATTERN, VIA HOLE IN THIS AREA.
 NOTE3. VACUUM AREA.
 NOTE4. LOT NUMBER (4-digit Y M D D)
 Y: A. D. 2013-3
 M: PRODUCTION MONTH Oct: 0 Nov: X Dec: Y
 DD: PRODUCTION DAY
 NOTE5. THERE IS NO APPLY THE LOAD ON THIS AREA BY THE CASE.
 NOTE6. MOUNTING BEFORE THE OPERATION PROHIBITION.
 NOTE7. RECOMMENDED OPEN APERTURE RATIO OF METAL MASK: 100% THICKNESS: t0.1
 NOTE8. APPLICABLE SLIDE TRAY (SJ113757-**) AND CARD (4FF)

TABLE 2 CIRCUIT



仕様書 (SPECIFICATION) JACS-10953 JAHL-10953

第1版 (ORIGINAL DATE) 25/APR/2013

尺度 (SCALE) 5:1

シリーズ (SERIES) SF70

名称 (TITLE) SF70S006VBA

製造 DR. 担当 CHK. K. KUME 査閲 APPD. A. MATSUNAGA 承認 APPD. A. NATORI

質量 (MASS)

日本航空電子工業株式会社 JAE JAPAN AVIATION ELECTRONICS INDUSTRY, LTD.

図番 DWG NO. SJ113425

版数 (VER.) 2

DCF-C-212H(12.08)

WISDOM承認 2016/04/13